

CEREDIGION COUNTY COUNCIL

Report to:	Cabinet
Date of meeting:	14 February 2023
Title:	Porth Cynnal Specialist Services (Children & Adults) Independent Reviewing Service Performance Management Report Qtr 2 2022/23
Purpose of the report:	To monitor the progress of Looked After Children through Independent Reviewing Officers scrutiny of their plans and placements during the second quarter of 2022/2023.
For:	Information
Cabinet Portfolio and Cabinet Member:	Councillor Alun Williams, Deputy Leader of the Council and Cabinet Member for Through Age and Wellbeing

This report represents the monitoring and quality assurance of Looked After Children who were reviewed during the second quarter of 2022/23.

This information contributes to Members fulfilling their roles as Corporate Parents.

The information is based on the monitoring forms completed by the Independent Reviewing Officers (IRO) following each Looked After Children Statutory Review (LAC Review) and is informed by other performance information held by Children Services.

The report includes National and Local standards and targets used to measure outcomes for Looked After Children (LAC) at the time of their statutory review, and includes Welsh Government Performance Indicators (PI's) and Local Performance Targets.

On the basis of the information available and the views expressed during the LAC Review Meeting, the IRO makes a professional judgement about the effectiveness of a child/young person's Care Plan in meeting their needs and may recommend changes to the Plan.

During the Review Meeting the IRO considers whether the child/young person who is being reviewed requires assistance to identify relevant other people to obtain legal advice/take proceedings on their behalf. This action was deemed necessary for 2 young people by the IRO in the period

In addition, the IRO has regard as to whether the child/young person's human rights are being breached in any way and, if so, might make a referral to CAF/CASS. This action was not required at any review.

SUMMARY OF KEY POINTS;

- At the end of quarter 2, there were 112 children being looked after compared to 105 children, at the end of Quarter 1.

- 63 children were reviewed in this quarter compared to 83 in the previous quarter and 88.9% of children were reviewed within the statutory timeframe.
- 6 children left care in this quarter compared to 2 in Quarter 1. 6 children had their Care Orders revoked, 1 child returned home to family, 1 child was adopted and 1 went on to a When I'm Ready placement.
- The placement provision for the children reviewed during this Quarter were 13 in Local Authority foster care, 8 placed with parents, 15 placed with IFA, 4 in Residential Care, 15 with kinship carers, 1 in an adoption placement and 4 in supported lodgings.
- Of the children reviewed in this quarter, 60 young people were placed with carers who spoke their own language. 3 reviews noted that the young person was an unaccompanied child and had been placed in a setting that did not meet their first language needs. There was a translator in the review to enable the young person to participate accordingly.
- Of the children reviewed in this quarter, 93.7% of children received a statutory visit. This was compared to 86.7% in Quarter 1.
- 27 of children reviewed were the subjects of a Full Care Order, 20 were of an Interim Care Order, 1 was on a Placement Order and 15 were under the legal status of Section 76.
- 46% of the care and support plans were recorded as being in place at the first review. The low percentage this quarter was due to staffing difficulties within the Planned Care Team which prevented the plans being completed on time.
- Length of time in Care for Ceredigion children who are being looked after that were reviewed in Quarter 2 – 25 under 6 months, 11 between 6 – 12months, 12 between 1 – 2 years, and 15 over 2 years.
- The number and percentage of placement plans (including education and health provision) that are assessed as meeting the needs of Looked after Children in Ceredigion are 92.1% in this Quarter.
- The percentage of children (of sufficient understanding) who were involved in or consulted about their review, was 95.6%
- The percentage of children who were made aware of their right for an advocacy service, were 89.6%
- Number and percentage of Looked After Children of school age who had a Personal Education Plan within 20 school days of entering care or joining a new school during this quarter is 100%.
- Number and percentage of Parents consulted by the Social Workers before the review or who attended the review was 100%.
- 33 Pathway Plans were held in this quarter, (72.7%) Pathway Plan Reviews were held within timescales.
- The percentage of Young Persons with allocated Personal Advisor / Social Worker was 100% during this Quarter.
- The Percentage of Young People Consulted for their Review Meeting during this Quarter was 100%.

**Wellbeing of
Future
Generations:**

Has an Integrated Impact Assessment been completed? If, not, please state why

Summary:

This report is provided on an ongoing basis and demonstrates the continuing work that is undertaken with Looked after Children in Ceredigion.

Long term:	Balancing short term need with long term planning for the future
Integration:	Positively impacting on people, economy, environment and culture and trying to benefit all three
Collaboration:	Working together with other partners to deliver
Involvement:	Involving those with an interest and seeking their views; stakeholder engagement and consultation
Prevention:	Putting resources into preventing problems occurring or getting worse
Recommendation(s):	Members to note the contents of the report
Reasons for decision:	To ensure that Ceredigion Local Authority and its officers and safeguarding partners are effectively discharging their statutory duties
Overview and Scrutiny:	Healthier Communities Overview & Scrutiny Committee
Policy Framework:	Corporate Strategy
Corporate Priorities	Enabling individual and family resilience
Finance and Procurement implications:	Within core budget
Legal implications	None
Staffing implications	None
Property / asset implications	None
Risk(s):	The report reflects a risk of harm to children and how they are safeguarded.
Statutory Powers:	Children Act 1989, Children Act 2004, Social Services Well-being (Wales) Act 2014
Background Papers:	Internal documents only that are held by Specialist Services
Appendices:	Appendix A- Independent Reviewing Service Performance Management Report Quarter 2 2022/23
Corporate Lead Officer:	Audrey Somerton-Edwards, Corporate Lead Officer: Porth Cynnal
Reporting Officer:	Elizabeth Upcott, Corporate Manager: Safeguarding
Date:	8 December 2022

Cyngor Sir CEREDIGION County Council
Safeguarding Service

Independent Reviewing Service Performance Management Report

Quarter 2: 1st July 2022 – 30th September 2022



...yn gofalu i wneud gwahaniaeth
...taking care to make a difference

CONTENTS		
PAGE:		
SECTION ONE:	INTRODUCTION	3
SECTION TWO:	CARE PLANNING	4
SECTION THREE:	CONSULTATION & PARTICIPATION	21
SECTION FOUR:	ISSUE RESOLUTION PROTOCOL	24
SECTION FIVE:	EVALUATION	24
SECTION SIX:	PATHWAY PLAN	25
SECTION SEVEN:	SHORT BREAK CARE	27
SECTION EIGHT:	SHORT BREAKS	28
SECTION NINE:	FOSTER CARERS	28

SECTION ONE: INTRODUCTION

This report provides information collated by the Quality Assurance and Independent Reviewing Service in order to monitor performance and quality assure services to looked after children, care leavers, children in residential placements and those children who receive respite care and short breaks. The information is based on the monitoring forms completed by the Independent Reviewing Officers (IRO) following each review meeting within this quarter along with other performance information held by the Children and Families Service.

BENCHMARKING

This report includes national and local measures and targets used to measure outcomes for looked after children and care leavers at the time of their review meeting.

On the basis of the information available and the views expressed during the review meeting, the IRO makes a professional judgement about the effectiveness of a child/young person's care plan in meeting their needs and the IRO will highlight to managers any poor practice.

During the review meeting the IRO considers whether the child/young person requires assistance to identify relevant other people to obtain legal advice/take proceedings on their behalf. This action was deemed necessary for 2 children/young persons in the period.

In addition, the IRO has regard as to whether the child/young person's human rights are being breached in any way and, if so, might make a referral to CAF/CASS Cymru. This action was not required at any of the review meetings in the period.

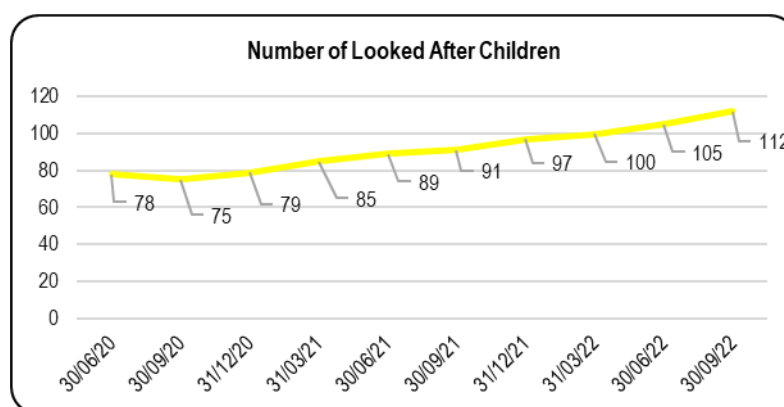
For any query or comment contact:

Elizabeth Upcott
Safeguarding Service
Penmorfa,
Aberaeron
SA46 0PA

SECTION TWO CARE PLANNING

1. **Headline Figures for Q2:**

The following table and chart provide the total number of Looked After Children data at the end of each quarter commencing with the most recent quarter.	
30 September 2022	112
30 June 2022	105
31 March 2022	100
31 December 2021	97
30 September 2021	91
30 June 2021	89
31 March 2021	85
31 December 2020	79
30 September 2020	75
30 June 2020	78



2. **Number and percentage of Looked After Children Reviews undertaken within the statutory time requirement.**

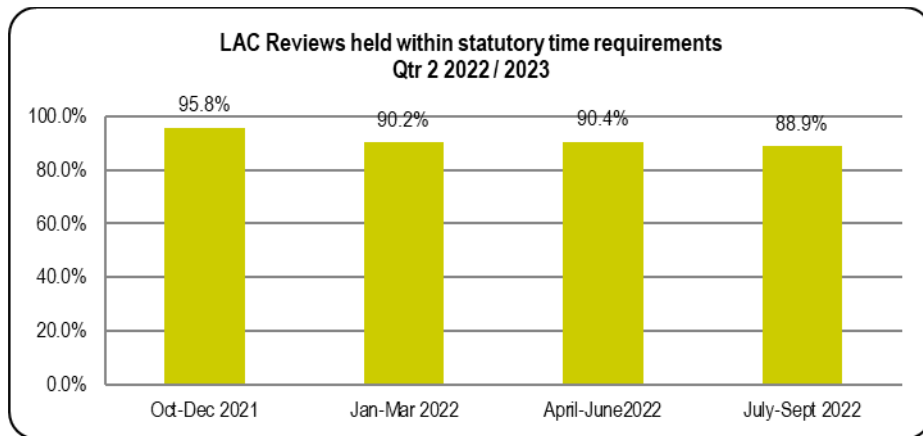
Target Set 100% - Target achieved 88.9%

63 Children were reviewed within the Quarter.

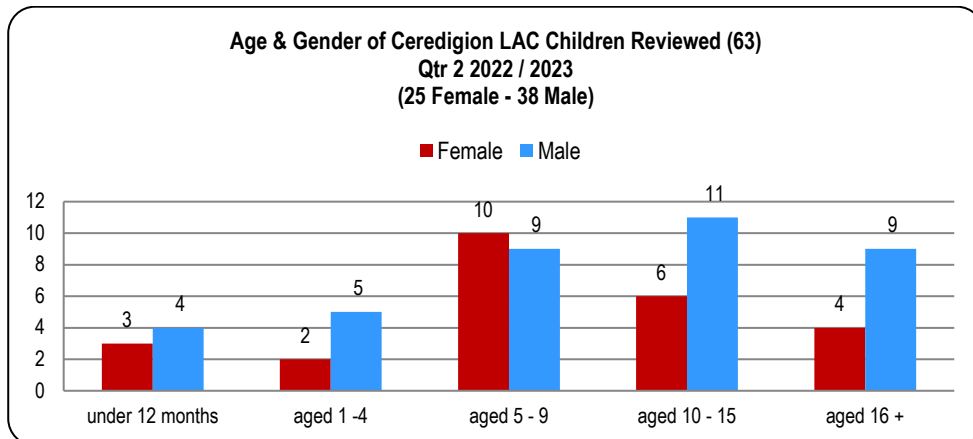
- 56 (88.9%) LAC Review Meetings were undertaken within the statutory requirements.
- 7 (11.1%) LAC Review Meetings were held out of statutory requirements; the reasons recorded were as follows: -
 - The review was postponed for 1 sibling group of 4 due to a change of placement on due date of review.

- For 1 child the review was delayed due to a poor internet connection and no interpreter present, a further review for 1 child was delayed also due to no interpreter attending.
- The Social Worker for 1 other child was on leave on the due date.

	July-Sept 2022	April-June 2022	Jan-Mar 2022	Oct-Dec 2021	July-Sept 2021
Number of children reviewed in the quarter	63	83	61	72	48
Number of reviews held in timescale	56	75	55	69	47
Number of reviews held out of timescales	7	8	6	3	1

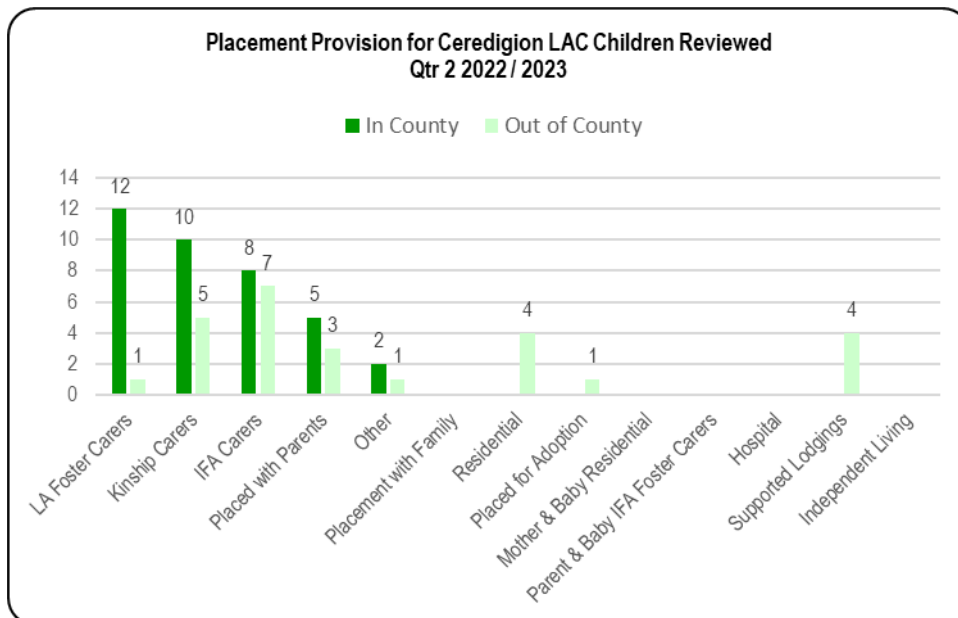


3. Age and Gender of the Children Reviewed in the Quarter:



4. Nature of the Placement Provision of Children Reviewed in the Quarter:

Type of Placement	In County	Out of County	Total
LA Foster Carers	12	1	13
Kinship Carers	10	5	15
IFA Carers	8	7	15
Placed with Parents	5	3	8
Other	2	1	3
Placement with Family	-	-	-
Residential	-	4	4
Adoption	-	1	1
Mother & Baby Residential	-	-	-
Parent & Baby IFA Foster Carers	-	-	-
Hospital	-	-	-
Supported Lodgings	-	4	4
Independent Living	-	-	-
	37	26	63

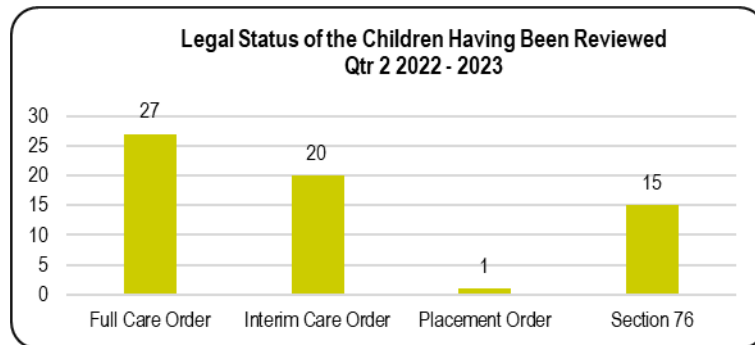


60 Young people reviewed, had been placed with carers who spoke their own language

3 Reviews noted that the young person was an unaccompanied child and placed in a care setting which did not meet their first language needs. There was a translator in the review to enable the young person to participate accordingly.

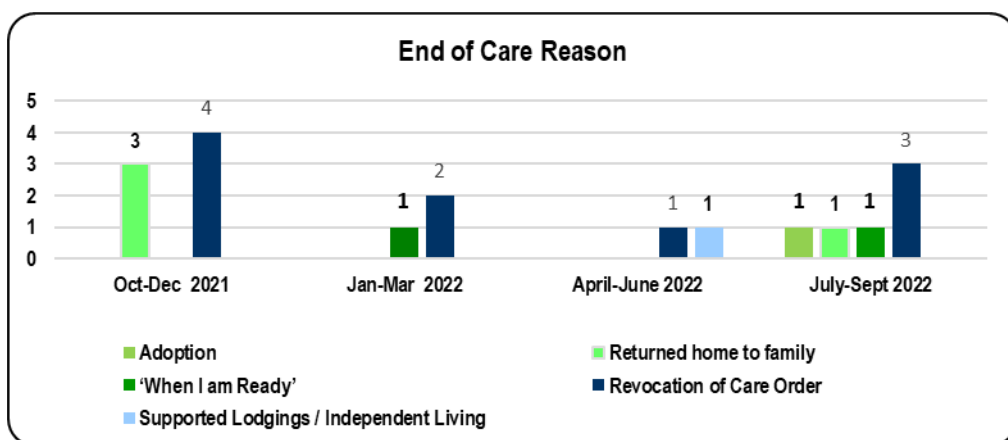
5. Legal Status of Children Reviewed in the Quarter:

Legal Status of the Children Having Been Reviewed	
Full Care Order	27
Interim Care Order	20
Placement Order	1
Section 76	15
Total	63



6. Reasons for End of Care of the Children Reviewed

Period	Number left care	End of Care Reason				
		Adoption	Returned home to family	'When I am Ready'	Revocation of Care Order	Supported Lodgings / Independent Living
July – Sept 2022	6	1	1	1	3	0
April – June 2022	2	0	0	0	1	1
Jan - Mar 2022	3	0	0	1	2	0
Oct - Dec 2021	7	0	3	0	4	0
Total	18	1	4	2	10	1



7. Number and percentage of Looked After Children who have an allocated Social Worker.

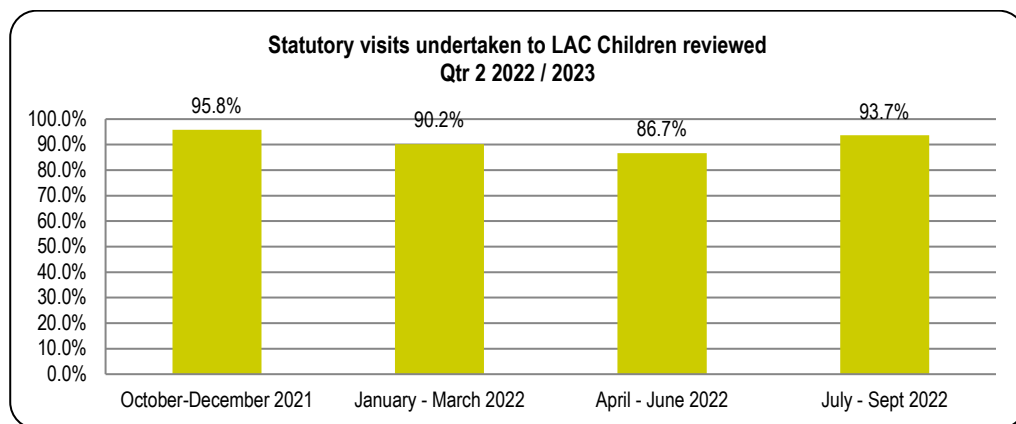
Target Set 100% - Target achieved 95.2%

- 60 (95.2%) LAC Reviews recorded that a qualified Social Worker was allocated and actively involved with the child.
- 3 (4.8%) LAC reviews recorded that there wasn't an allocated qualified Social Worker. This was due to staffing issues in the Planned Care Team which has now been resolved.

8. Number and percentage of statutory visits undertaken to Looked After Children reviewed within the required timescales.

Target Set 100% - Target achieved 93.7%

- 59 (93.7%) Looked After Children received Social Worker visits in accordance with the statutory requirements.
- 4 (6.3%) Looked After Children did not receive Social Worker visits in accordance with the statutory requirements.



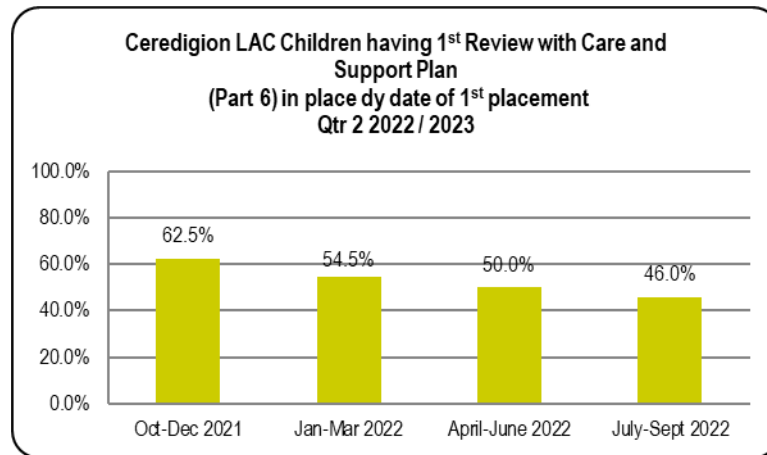
Comment: The staffing capacity within teams has an impact on statutory visits being undertaken and / or updated on the database.

9. Number and Percentage of Care and Support Plans (Part 6) in place at the date of the first placement and of up-to-date plans available for the Review.

Target Set 100% - Target achieved 46.0%

- There 13 Children that became Looked After during this quarter; 6 (46.0%) Review meetings recorded that the child / young person had a Care and Support

Plan (Part 6) in place by the date of his/her placement. The Care and Support Plan (Part 6) wasn't in place by date of placement for the other 7 children / young persons.



- The IRO identified that updates were required to the Care and Support Plan records (Part 6) of 13 children. It was identified that the updating of the Care and Support Plan was still outstanding for 7 children/young persons. This issue was due to staffing issues in the Planned Care Team which has since been resolved.

10. Number and percentage of Looked After Children who have a Permanency Plan by the second review if a return home has not been planned.

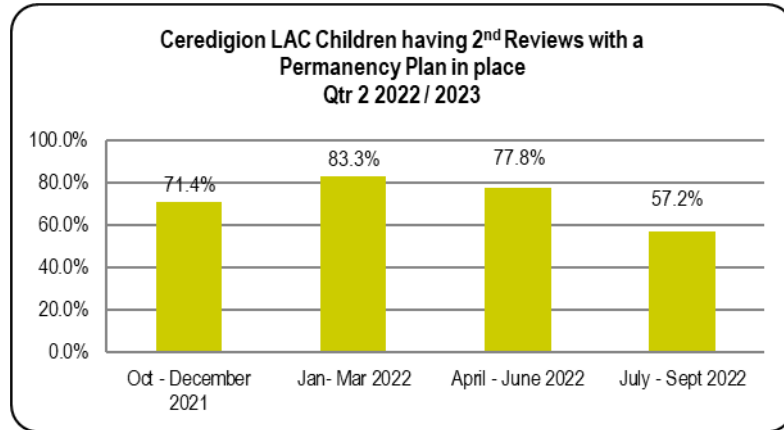
Target Set 100% - Target achieved 57.2%

- There were 7 second reviews during this quarter, 4 reviews (57.2%) recorded that a Permanency Plan had been agreed. This compares to 77.8% in the previous quarter. This was due to staffing issues, at the time, in the Planned Care Team.
- There were concerns recorded by the IRO in 11 (17.5%) reviews in this period regarding the progress of the Placement / Care and Support Plan / Permanency Plan.

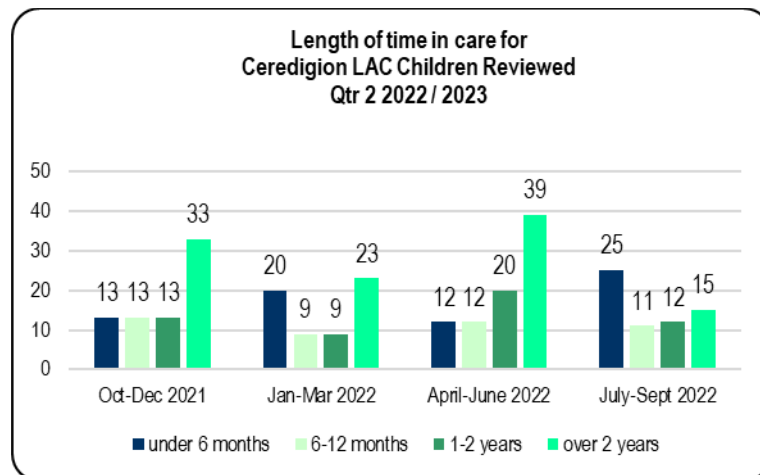
The nature of the concerns were as follows: -

- It was identified for 2 siblings that there was drift as concerns were not addressed effectively.
- For 1 young person there was concern as to whether the placement was the best place for the young person and whether it met the young person's emotional needs.
- Delay in the progress of a Special Guardianship Order was identified for 1 young person.
- One sibling group of 2 raised concern in the current situation following breakdown of parental relationship and parent's new partners.
- Concerns were raised for 1 young person in respect of vulnerability and assisting relatives.

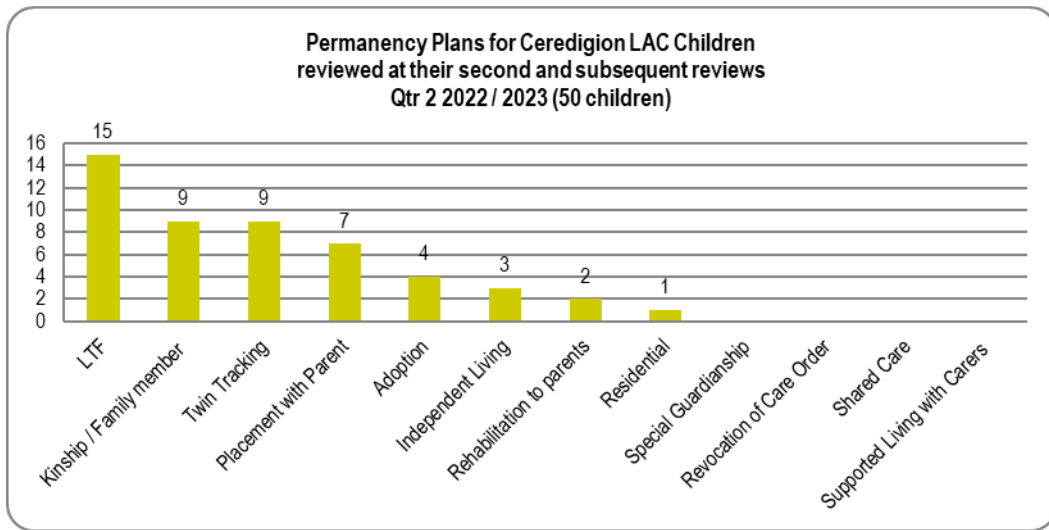
- 1 Review found that the child was unaware that his/her long-term foster carers have put notice on the placement which could also impact on the young person emotionally and educationally / school.
- It was noted that 1 young person was in an unregulated placement.
- For a further sibling group of 2, there were concerns about the current placement security and the approval details of the IFA carer.



11. Length of Time in Care:



12: Nature of Permanency Plans:



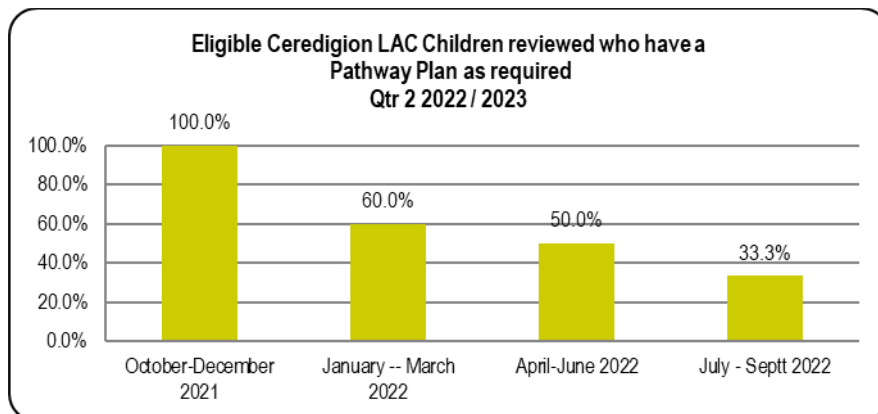
13. Number and percentage of Looked After Children receiving Short Break Care away from Main Carers

- 4 (6.3%) LAC Reviews noted that the child / young person was receiving short break care away from their main carer.

14. Number and percentage of eligible young people who have a Pathway Plan as required.

Target set: 100% Target Achieved 33.3%

- 2 (33.3%) Young People recorded that there was a Pathway Plan in place and were allocated a Personal Advisor.
- 4 (66.7%) Reviews recorded that the young person did not have a Pathway Plan in place, however all 4 of these young persons were allocated a Personal Advisor.
- 1 Further review noted that the young person was already allocated a personal Advisor.



15 Number and percentage of Looked After Children (of appropriate age and level of understanding) who understand the reasons for them being looked after.

Target Set 100% -Target achieved 95.6%

- The data for this performance indicator relates to 45 children / young persons as 18 children / young persons were not considered to be of an appropriate age and level of understanding to comprehend the reasons for being looked after.
- 43 (95.6%) Of this group showed some level of understanding about why they were cared for away from their families, which compares to 93.4% in the previous quarter.
- 2 (4.4%) Reviews for a sibling set documented that more work needed to be undertaken with the child / young person.

16. Number and percentage of Looked After Children (of appropriate age and level of understanding) understand their Care and Support Plan.

The data for this performance indicator relates to 39 children / young persons as 24 children / young persons were not considered to be of an appropriate age and level of understanding and were therefore not included in the figures.

- 36 (92.3%) of this group showed a level of understanding as to the nature of their Care and Support Plan (part 6).
- 3 (7.7%) Reviews recorded that this needed to be shared with the children / young persons.

17. National Measure 33: Number and percentage of moves for Looked after Children.

- 12 (19.0%) LAC Reviews reported that there was a change in a child's/young person's placement during this quarter; this compares to (25.4%) in the previous quarter.

The reasons for the changes in Placement were as follows:

- 1 Young Person was discharged from hospital to a foster carer placement.
- There were 3 breakdown moves for 1 young person.
- For another young person there were difficulties in the placement and an alternative placement was sought.
- A Parent and Child Placement wasn't meeting the needs of 1 child; therefore an alternative Parent and Child Placement was identified in order that the assessment could continue.
- 1 Young person moved to be closer to extended family.

- For a further young person a move was made in order to be closer to facilities that could better meet his/her cultural and religious needs.
- A move to an approved accommodation from an un-regulated placement was made for 1 other young person.
- It was identified for 1 young person that a notice had been given by their placement and the young person thereafter moved to a more appropriate placement that could better meet his/her needs.
- 1 Young person had a planned move from foster care to a residential placement.
- A Review for a sibling group identified that 2 of the young persons moved placement due to suitability and availability, a further sibling moved placement due to suitability, availability and matching of placement.

18 Number and percentage of placement plans (including education and health provision) that are assessed as meeting the needs of Looked after Children.

Target Set 100% - Target achieved 92.1%

- 58 (92.1%) Placement/care and support plans were recorded as meeting the needs of the children / young people, which compares to 95.2% in the previous quarter.
- 5 (7.9%) Reviews recorded that Placement/care and support plan wasn't meeting the needs of the child / young person. The reasons recorded were: -
 - 4 Reviews recorded that this was due to the young person being in an unregulated placement.
 - 1 Further Review noted that the placement was short term only until a permanent placement was identified.

19. Number and percentage of Safeguarding Concerns identified for Looked After Children during this quarter

- 5 (7.9%) LAC Reviews identified safeguarding concerns for the young person; it was confirmed that the concerns were being addressed.

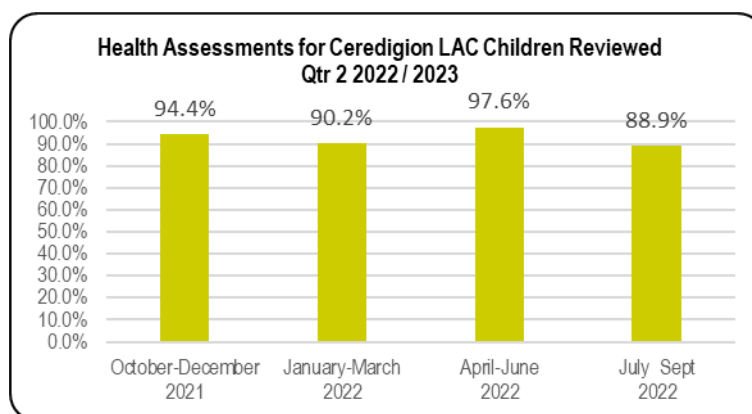
20. Number of Looked After Children's names on the Child Protection Register.

- 9 (14.3%) Reviews confirmed that the young person's name was included on the Child Protection Register.

21. Number and percentage of Looked After Children who received Health Assessments in accordance with statutory requirements

Target Set 100%- Target achieved 88.9%

- 56 (88.9%) Children/Young People Looked After had an up-to-date health assessment reported at their review, which compares to 97.6% in the previous quarter.
- 7 (11.1%) Children/Young People Looked After did not have an up-to-date health assessment at their review, it was however confirmed that these are now in place.



22. The percentage of children registered with a dentist within 20 working days of becoming looked after

Target set: 100% Target Achieved 42.9%

Registered with a dentist

The data for registering a child / young person with a dentist within 20 days of becoming looked after relates to 7 children / young persons.

- 3 (42.9%) Reviews recorded that the child / young person was registered with a dental practitioner within 20 working days of the start of placement.
- 4 (57.1%) Review noted that the child / young person was yet to be registered with a dental practitioner.

Registered with a dentist

The data for this performance indicator relates to 50 Children / Young persons as 13 Children / Young persons having a first LAC Review were taken out of the above equation to coincide with National Measure requirements.

- 43 (86.0%) Children and young people were registered with a dentist. This compares to 97.4% in the previous quarter.
- 7 (14.0%) Children and young people needed to be registered with a dentist.

Comment: Some of these children are out of County and some are under 1 years old.

23. National Measure 30: Number and percentage of Looked After Children who have had their teeth checked by a dentist within 3 months of becoming Looked After.

Seen by a dentist

The data for being seen by a dentist within 3 months of becoming looked after relates to 5 children.

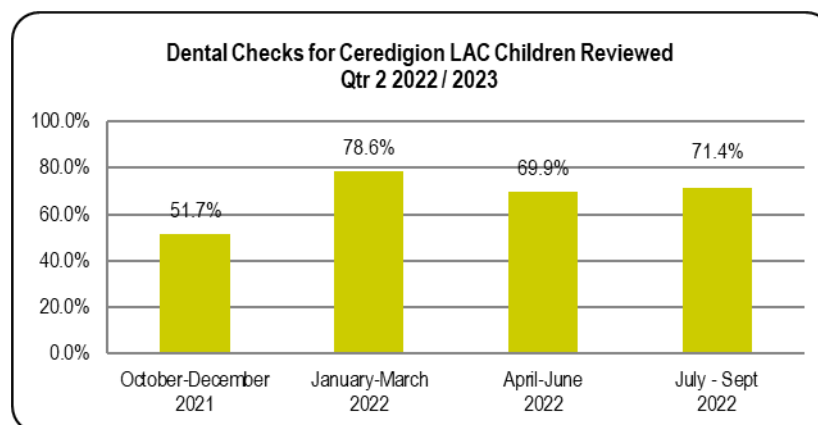
- 2 (40.0%) Reviews recorded that the child / young person had been seen by a registered dentist within 3 months of becoming LAC.
- 3 (60.0%) Review recorded that the child / young person had not been seen by a registered dentist within 3 months of becoming LAC.

Seen by a dentist

Target Set 90% - Target achieved 71.4%

The data for this performance indicator relates to 42 Children / young persons as 21 Children / Young persons were under 2 years of age and / or having their first LAC Reviews and were taken out of the above equation to coincide with National Measures requirements.

- 30 (71.4%) Children and young people were recorded as having a dental check during the preceding 12 months, which compares to 69.9% in the previous quarter.
- 12 (28.6%) Children and young people were recorded as not having had dental checks.



24. National Measure 31: Percentage of children looked after who were registered with a GP within 10 working days of the start of their placement

- 23 (92.0%) Reviews recorded that the child was registered with a provider of general medical services within 10 working days of the start of placement.
- 2 (8.0%) Reviews reported that this action remained outstanding; these reviews were for the same child who was reviewed twice within the quarter.

25. Number and percentage of children looked after who were registered with a GP

Target Set 100% - Target achieved 100.0%

- 63 (100.0%) Children and young people were registered with a GP, which compares to 98.8% in the previous quarter.
- 52 (83.9%) Children had their immunisations up to date.
- 10 (16.1%) Children were late in receiving their immunisations. 3 Of these young people are Unaccompanied Asylum-Seeking Children (UASC) and are offered an accelerated programme as there is incomplete previous immunisation history.

1 Review was taken out of the equation as the parent was refusing to allow the child to have an immunisation.

26. Number and percentage of Looked After Children assessed as requiring CAMHS services that are referred and receive an assessment /service.

Target: 50%

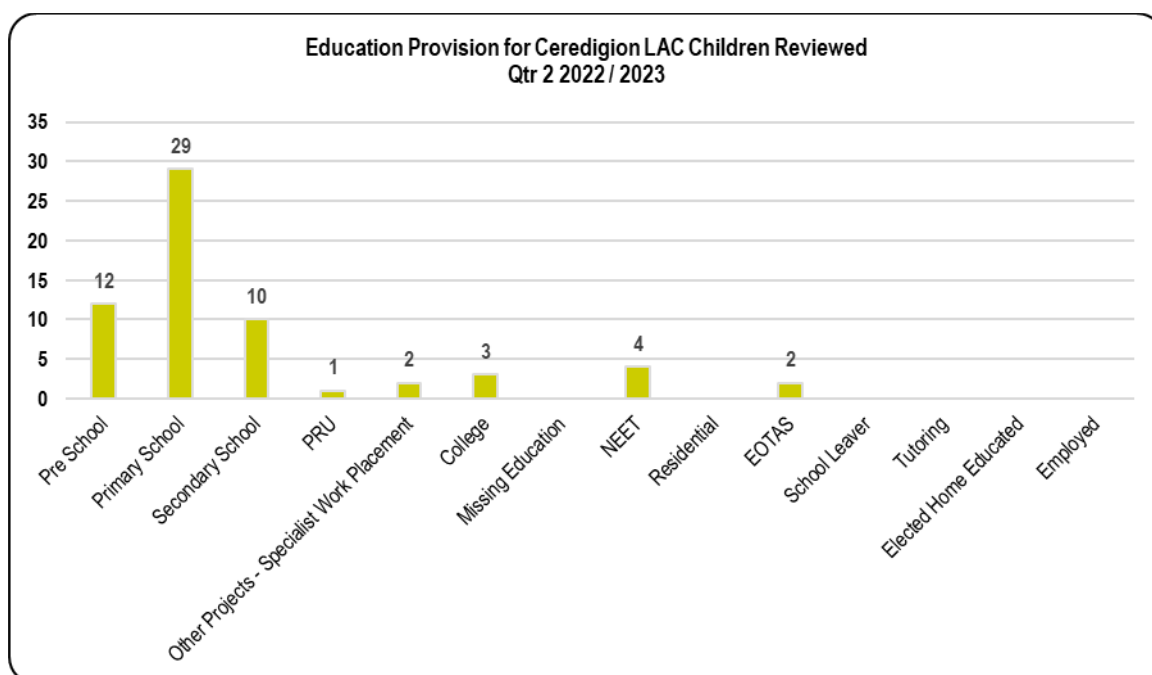
Actual Performance

- 5 (7.9%) LAC Reviews recorded that a child/young person had been referred to CAMHS, it was confirmed at 3 Reviews that the referral had been accepted for the child/young person.
- 55 (87.3%) LAC Reviews recorded that children/young people's mental/emotional health had been considered during the Health Assessment and/or during discussions in the meeting.
- 8 (12.7%) Reviews recorded that the mental health issues had not been considered. 6 Of these reviews were for babies.

27. Nature of Education Provision:

During this quarter the children and young people reviewed were in the following educational provision.

Education Provision	
Pre-school children	12
Primary school pupils	29
Secondary school pupil	10
PRU	1
Other Projects-Specialist Work Placement	2
College	3
NEET	4
EOTAS	2
Missing Education	
Residential	
School Leaver	
Tutoring	
Elected Home Educated	
Employed	
Total	63



28. Number and percentage of Looked After Children of school age who had a Personal Education Plan within 20 school days of entering care or joining a new school.

Target Set 70% - Target achieved 100.0%

The data for this performance indicator relates to 38 children / young persons who were of compulsory school age and therefore eligible for a Personal Education Plan.

- 37 (97.4%) Children and young people of statutory school age had an up-to-date Personal Education Plan.
 - 12 (92.3%) Reviews recorded that the PEP had been completed within 20 school days of becoming Looked After or 20 school days of a change in school as required. 1 (7.7%) Review recorded that the completion of the PEP had been delayed but was subsequently completed.
 - 25 (100.0%) Reviews recorded that the young person had an up-to-date Personal Education Plan.

- 11 (27.5%) Children and young people attending school/college were identified as having a recognised highest additional learning need.

- 20 (47.6%) Reviews deemed that the children / young persons attending school/college were underachieving educationally. All 20 (100.0%) Reviews recorded that the young people were receiving support.

- 8 (80.0%) Reviews identified that the educational provision had been put in place at the start of the placement.
- 2 (20.0%) Reviews recorded that the educational provision was not in place at start of placement.

- 2 (5.3%) Reviews identified that there had been a period whereby the child / young person had been out of education awaiting a school placement

29. National Measure 32: Percentage of Looked After Children who have changed schools and outside of transitional arrangements

Target Set 0% - Target achieved 5.3%

- 2 (5.3%) Reviews recorded a change of school which was not transitional, which compares to 1.7% in the previous quarter.

30. Number and percentage of Looked After Children who were excluded from school

Target Set 12% fixed term exclusion –Target achieved 0.0%

Target Set 1% permanent exclusion – Target achieved 0.0%

- 0 (0.0%) Review reported that the young person had been excluded on a fixed term basis during the review period. This compares to 1.7% in the previous quarter.
- 0 (0.0%) Reviews reported that the young person had been excluded from school permanently, which is consistent with the previous quarter.

There were exclusions during this quarter: -

2 sessions – 1 day

SECTION THREE

CONSULTATION AND PARTICIPATION

1. **Local Performance Indicator: Number and percentage of Looked After Children of age and understanding consulted by the Social Worker or attended their review**

Target Set 100% – Target achieved 100.0%

The data for this performance indicator relates to 45 reviews as 18 reviews recorded that the children / young persons were not of an age and level of understanding to be included in the consultation process although 2 of these children / young people were present at their review.

- All 45 (100.0%) Reviews recorded that consultation had taken place

Breakdown of consultation

18 Children / young people attended their review via Teams.

27 Children / young people completed consultation papers or/and had their views represented by professionals, parents, carers or advocates.

- The IRO had direct contact with 2 child / young person during the review period outside of the review meeting.

2. **Local Performance Indicator: Number and percentage of Children who were aware of their right for an Advocacy Service / Independent Visitor Scheme**

Target Set 100% - Target achieved 89.6%

The data for this performance indicator relates to 48 reviews as 15 reviews recorded that the children / young people reviewed were not of an age and understanding to be informed about their right for Advocacy / Independent Visitor Scheme and were therefore taken out of the equation.

- 43 (89.6%) Children / young persons were informed of their right for an Advocacy / Independent Visitor Scheme.

During the period of COVID 19 restriction, the advocacy service would be invited to all LAC reviews which were taken place virtually and the advocates would attend the meetings. However, during this quarter, due to restrictions being lifted, the advocacy service is now able to undertake more face-to-face visits to children/young people and so they are not always able to attend all LAC Reviews. However, where it is deemed appropriate for them to do so, they will attend.

3 Local Performance Indicator: Number and percentage of Children informed about the Complaints Procedure

Target Set 100% - Target achieved 100.0%

The data for this performance indicator relates to 37 reviews as 26 reviews recorded that the children / young people were not of the age / level of understanding and were therefore taken out of this equation.

- All 37 (100.0%) Children / young people knew about the complaints process, which is consistent with the previous quarter.

4 Local Performance Indicator: Number and percentage of Parents consulted by the Social Worker before the review or who attended the review

Target Set 80% - Target achieved 100.0%

The data for this performance indicator relates to 57 reviews as 6 reviews recorded that the parents were not involved in the statutory review process and these were therefore taken out of the above equation.

- All 57 (100.0%) Parents completed consultation papers or met with / spoke with the IRO prior and / or after the review or / and attended the review themselves or / and had their views represented by a professional.

Breakdown of consultation

Consultation Papers were sent to all 57 reviews.

35 Reviews confirmed that the parents were present; or spoke to the IRO by phone prior and/or after the review.

5 Local Performance Indicator: Number and percentage of Foster Carers consulted by the social worker or attends the Child's Review

Target Set 100% - Target achieved 100.0%

The data for this performance indicator relates to 55 reviews as 8 reviews recorded that the child was placed with a parent or living independently, these reviews were therefore taken out of the equation.

- 56 (100.0%) Foster Carers completed consultation papers or / and attended the reviews during this period.

6 Local Performance Indicator: Number and percentage of Health Representative attending the Review or Sending a Report

Target Set 100% - Target achieved 87.3%

- 55 (87.3%) Reviews confirmed that information regarding health was available for the meeting.
- 8 (12.7%) Reviews reported that there was no health information at the meeting.

Comment: When the young person is placed out of area the health invite needs to be sent to the host health team, we continue to try and improve the information received.

7. Local Performance Indicator: Number and percentage of a School Representatives attending a Review or Sending a Report

Target Set 100% - Target achieved 90.5%

- 38 (90.5%) LAC Reviews had a school representative attend or provided a written report, which compares to 98.4% in the previous quarter.

8. Local performance Indicator: Number and percentage of LAC Review Documents completed by the Social Worker prior to the review

Target Set 100% - Target achieved 68.3%

- 43 (68.3%) LAC Reviews confirmed that the LAC Review document had been completed by the Social Worker prior to the review, this compares to 77.1% in the previous quarter.
- 20 (31.7%) LAC Reviews confirmed that the LAC Review document had not been completed by the Social Worker prior to the review.

Comment: The staffing capacity has had an impact on documentations being completed by social workers prior to reviews in this quarter.

**SECTION FOUR:
ISSUE RESOLUTION PROTOCOL**

The Issue Resolution Protocol was not initiated during this period for any child by the IRO.

Although it was noted that Mid-Point reviews were not taking place, where needed, IRO were bringing reviews forward when there were concerns.

SECTION FIVE

EVALUATION

This information was unavailable for this quarter

SECTION SIX

PATHWAY PLANNING

For over 16 years old and not LAC / over 18 year old care leavers

33 Pathway Plan Reviews were held during the quarter.

- 1 Performance Indicator: Percentage of Pathway Plan Review held within timescales**

 - 24 (72.7%) Pathway Plan Reviews were held within timescales, which compares to 76.9% in the previous quarter.
 - 9 (27.3%) Pathway Plan Reviews were held out of timescales. The reasons recorded were as follows: -
 - 4 Reviews were rearranged due to young person's availability.
 - 5 Further reviews were delayed allowing attendance of professionals.

- 2 Performance Indicator: Percentage of Young Persons with allocated Personal Advisor / Social Worker**

 - It was identified at all 33 (100%) reviews that all the young persons had an allocated Social Worker or/and Personal Advisor.

- 3 Performance Indicator: Percentage of Pathway Plan Review Record Completed for the Meeting**

 - The Review Record had been completed for 23 (69.7%) Pathway Plan Reviews, which compares to 84.6% in the previous quarter.
 - 10 (30.3%) Reviews reported that the Review Record had not been completed at the time of the review.

- 4 Performance indicator: Percentage of Young People Consulted for the Review Meeting**

 - All 33 (100.0%) Reviews confirmed that the young person had his / her views represented at the review or / and attended the review.

- 5 Performance indicator: Percentage of Young People attending their Review Meeting**

 - 15 (45.5%) Reviews recorded that the young person attended their review.

- 18 (54.5%) Reviews recorded that the young persons had not attended their review.

6 Performance Indicator: Percentage of Pathway Plan meeting young person's needs

- 27 (81.8%) Reviews confirmed that the Pathway Plan was meeting the young person's needs.
- 5 (15.2%) Reviews reported that the Pathway Plan wasn't meeting the young persons' needs; the reasons recorded were as follows: -
 - For 4 young people the Pathway Plan needed to be updated to reflect the young person's current situation.
 - For another young person it was identified that the accommodation situation was fragile.
- It was noted for 1 (3.0%) further review that no Pathway Plan Review Document had been completed and there had been no input from young person, therefore it was unknown as to whether the Pathway Plan was meeting the young person's needs.

7 Performance Indicator: Percentage of Pathway Plans updated prior to Leaving Care/18th Birthday

- 1 (100.0%) Pathway Plan Review reported that the Pathway Plan had been updated prior to the young persons' leaving care/18th Birthday.

8 Evaluation This information was unavailable for this quarter

SECTION SEVEN

REGULAR SHORT BREAK CARE

There was 1 Regular Short Break Care Review held during the quarter.

- 1 Performance Indicator: Percentage of Regular Short Break Care undertaken within the statutory time requirement**
 - This review was held within timescales.

- 2 Performance indicator: Percentage of statutory visits undertaken to children at Regular Short Break Care placements within the required timescale**
 - It was recorded that the statutory visits had been undertaken.

- 3 Performance Indicator: Percentage of Young Persons Consulted/Attended the Review Meeting**
 - The young person was represented/attended the review meeting.

- 4 Performance Indicator: Percentage of Parents Consulted for the Review Meeting**
 - It was documented that the parent attended/was represented at the review.

- 5 Performance Indicator: Percentage of Foster Carers Consulted for the Review Meeting**
 - It was verified that the Carers attended/were represented at the review.

SECTION EIGHT

SHORT BREAKS

There were no Short Break Reviews held during this period

SECTION NINE

FOSTER CARER REVIEWS

There were no Foster Carer reviews undertaken by the Independent Reviewing Service during this period. Foster Care Reviews are currently being undertaken by a different process, independent to the IRO Service.

Cyngor Sir CEREDIGION County Council

REPORT TO: Cabinet

DATE: 14 February 2023

TIME: 10:00am

TITLE: Recommendation from the Healthier Communities Overview and Scrutiny Committee in relation to its meeting held on the 23rd January 2023, to consider the Independent Reviewing Service Performance Management Reports Qtrs 1 & 2, 2022-2023

BACKGROUND:

At its 23rd January 2023 Committee meeting, the Healthier Communities Overview and Scrutiny Committee considered the Independent Reviewing Service report, quarters 1 & 2, 2022-2023 so as to monitor the progress of Looked After Children through Independent Reviewing Officers scrutiny of their plans and placements during the first two quarters of the 2022/2023 period. The information contributes to Members fulfilling their roles as Corporate Parents.

Committee Members expressed their appreciation to the Officers for their continued hard work and asked that the message is relayed to all Staff within this Service area.

RECOMMENDATION:

Following discussion, Committee Members recommend that Cabinet:

- note the contents of the report and the levels of activity within the Local Authority.

Councillor Caryl Roberts
Chairman of the Healthier Communities Overview and Scrutiny Committee